

Heraeus



Quartz Glass for Optics Data and Properties

Quartz Glass for Optics Data and Properties



= 3D material, optically isotropic.

In quartz glass, the homogeneity is typically specified in one direction only. Heraeus manufactures quartz glass grades, which are controlled and specified in all 3 directions regarding striae, homogeneity and stress induced birefringence, for the most demanding applications. These materials are identified by the 3D symbol.

● For raw formed ingots the bubble specification is valid for the area defined by the minimum diameter tolerance. For machined parts it is defined as 100% of the material.

- Bubbles or inclusions ≤ 0.08 mm diameter are not counted. Tighter specification for bubbles and inclusions down to $\leq 10\mu\text{m}$ is possible on request.
- For non-spherical bubbles the maximum dimension is used.
- The Δn value is the maximum permissible lateral variation in refractive index (measured by interferometer at 632.8 nm after subtraction of tilt and offset) over 90% of the diameter or edge length of a fine ground piece, or 80% of a raw formed ingot.

Grade	Bubbles and Inclusions ^{1 2}			Homogeneity ⁵	
	The bubble grade is given for every 100 cm ³ . Quartzglass from Heraeus is free of inclusions.			Δn -value ⁴	
	DIN 58927	DIN ISO 10110 ³	Total cross-sections (in mm ²) of all bubbles (TBCS value)	Striae class as ⁴ per DIN ISO 10110 (per 30 mm thickness)	PV value ⁶ (Peak-to-Valley)
Suprasil® 311	0	1/1*0.08	≤ 0.015	2 / -,5	$\leq 3 \cdot 10^{-6}$
Suprasil® 312	0	1/1*0.08	≤ 0.015	2 / -,5	$\leq 4 \cdot 10^{-6}$
Suprasil® 313	0	1/1*0.08	≤ 0.015	2 / -,5	n. sp. ⁷
Suprasil® 3001	0	1/1*0.08	≤ 0.015	2 / -,5	$\leq 4 \cdot 10^{-6}$
Suprasil® 3002	0	1/1*0.08	≤ 0.015	2 / -,5	$\leq 10 \cdot 10^{-6}$
Suprasil® 300	0	1/1*0.08	≤ 0.015	acc. MIL	n. sp.
Suprasil® 3301	0	1/1*0.08	≤ 0.015	2 / -,5	$\leq 2 \cdot 10^{-6}$
Suprasil® 3302	0	1/1*0.08	≤ 0.015	2 / -,5	$\leq 3 \cdot 10^{-6}$
Suprasil® 1	0	1/1*0.08	≤ 0.015	2 / -,5	$\leq 5 \cdot 10^{-6}$
Suprasil® 2 Grade A	0	1/1*0.08	≤ 0.015	2 / -,5	$\leq 5 \cdot 10^{-6}$
Suprasil® 2 Grade B	0	1/1*0.08	≤ 0.015	2 / -,5	$\leq 10 \cdot 10^{-6}$
Suprasil® CG	0	1/1*0.08	≤ 0.015	acc. MIL	$\leq 30 \cdot 10^{-6}$
Suprasil® 1 ArF / KrF	0	1/1*0.08	≤ 0.015	2 / -,5	$\leq 5 \cdot 10^{-6}$
Suprasil® 2 ArF / KrF	0	1/1*0.08	≤ 0.015	2 / -,5	$\leq 5 \cdot 10^{-6}$
Spectrosil® 2000	0	1/1*0.08	≤ 0.015	2 / -,5	$\leq 10 \cdot 10^{-6}$
Infrasil® 301	0	1/1*0.16	≤ 0.03	2 / -,5	$\leq 5 \cdot 10^{-6}$
Infrasil® 302	0..1	1/1*0.35	≤ 0.1	2 / -,5	$\leq 6 \cdot 10^{-6}$
HOQ® 310	2...3	1/1*0.63 ≤ 6 kg 1/2*1.0 > 6 kg	0.5	n. sp.	n. sp.

Synthetic Fused Silica

Natural Quartz⁸

n. sp. = not specified

= 3D material, optically isotropic

The maximum test diameter is 430 mm. Larger pieces are measured using overlapping interferograms.

- ⑥ Does not apply to drawn rods.
- ⑥ Lower values available on request.
- ⑦ The residual strain values refer to the measured phase difference per cm light path. The residual strain value is specified over 90% of the diameter or edge length of a fine ground piece, or 80% of a raw formed ingot.
- ⑥ Typically less than 10·10⁻⁶.
- ⑥ The chemical composition, and therefore, the optical properties of natural quartz can vary.

Refractive index

at 20°C and 1 bar

The given values are interpolated from measured values. More accurate data available upon request.

In contrast to other optical glasses, quartz glass shows very little difference in refractive index from melt to melt.

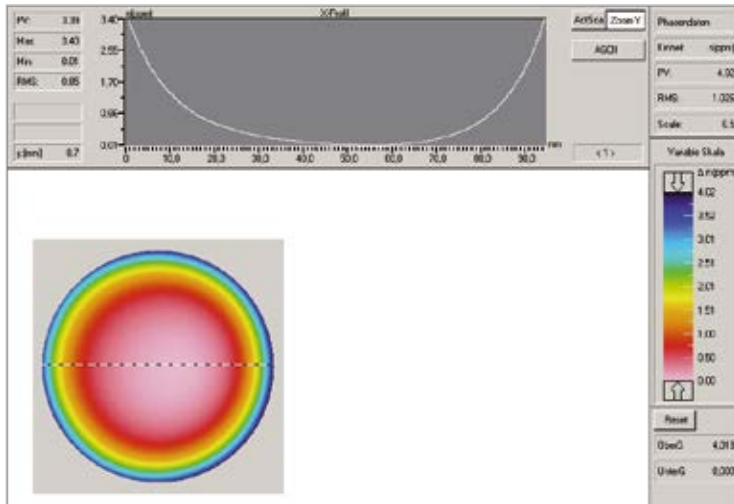
Residual Strain nm/cm ^⑥	Fluorescence	OH-Content
	Excitation by Hg-Lamp@ λ= 254 nm and UG 5-filter; Lamp-power: 8W; Detection: adapted eye	ppm (µg/g)
≤ 5	free	≤ 300
≤ 5	free	≤ 300
≤ 5	free	≤ 300
≤ 6	slight blue	≤ 1
≤ 6	slight blue	≤ 1
≤ 5	slight blue	≤ 1
≤ 2	free	≤ 20
≤ 3	free	≤ 20
≤ 5	free	≤ 1300
≤ 5	free	≤ 1300
≤ 5	free	≤ 1300
≤ 20	free	≤ 1300
≤ 5	free	≤ 1300
≤ 5	free	≤ 1300
≤ 5	blue-violet	≤ 8
≤ 5	blue-violet	≤ 8
≤ 10	blue-violet	ca. 30

Wavelength nm	Suprasil®- family	Suprasil® 3001/3002/300	Infrasil® / HQ®
ArF	190	-	-
	193,4	1,5601	-
	200	1,5505	-
	202,54	-	1,5473
	220	1,5285	-
	232,94	-	1,5287
	240	1,5133	-
	248,4	1,5083	-
KrF	260	1,5024	-
	266	1,4997	1,5026
	274,87	1,4961	-
	280	1,4942	1,4999
	300	1,4878	-
	308	1,4856	1,4944
	320	1,4827	-
	325	1,4816	1,4880
HeCd	337	1,4792	-
N2	340	1,4787	1,4818
	360	1,4753	-
(ni)	365,48	1,4745	1,4748
	380	1,4725	1,4728
	400	1,4701	1,4704
	404,65	1,4696	1,4704
(nh)	435,83	1,4667	1,4699
(ng)	441,6	1,4662	1,4698
HeCd	447,1	1,4658	1,4668
Kr	488	1,4631	1,4663
(nF)	488	1,4630	1,4665
Ar	514,5	1,4616	1,4659
Ar	532	1,4607	1,4632
2 x Nd:YAG	546,07	1,4601	1,4617
(ne)	587,56	1,4585	1,4610
(nd)	632,8	1,4570	1,4602
HeNe	656,27	1,4564	1,4604
(nc)	694,3	1,4554	1,4604
Ruby	752,5	1,4542	1,4573
Kr	800	1,4533	1,4571
	850	1,4525	1,4571
	900	1,4518	1,4565
	905	1,4517	1,4555
GaAs	1000	1,4504	1,4557
	1064	1,4496	1,4557
Nd:YAG	1153	1,4486	1,4545
HeNe	1200	1,4481	1,4545
	1319	1,4467	1,4545
Nd:YAG	1400	1,4458	1,4543
	1600	1,4434	1,4543
	1800	1,4409	1,4437
	2000	1,4381	1,4410
	2200	1,4350	1,4382
	2400	1,4316	1,4352
	2600	1,4279	1,4318
	2800	1,4238	1,4280
	3000	1,4193	1,4239
	3200	1,4143	1,4194
	3400	1,4088	1,4144
			1,4090

Optical Homogeneity and Stress Induced Birefringence

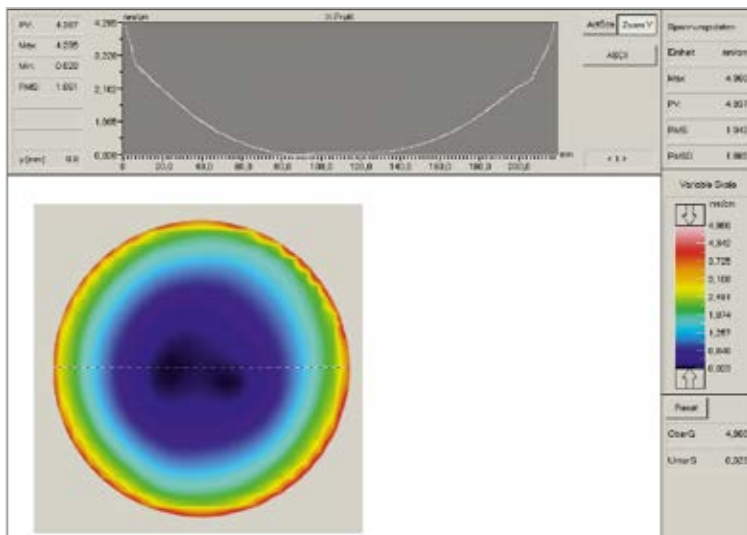
The false colour diagram below shows the typical two-dimensional refraction-index distribution. The interferogram belongs to a circular blank.

The sectional view along the diameter shows the refraction-index distribution across the blank. One can clearly see the very low value in the center of the plate and the rise close to the edge.



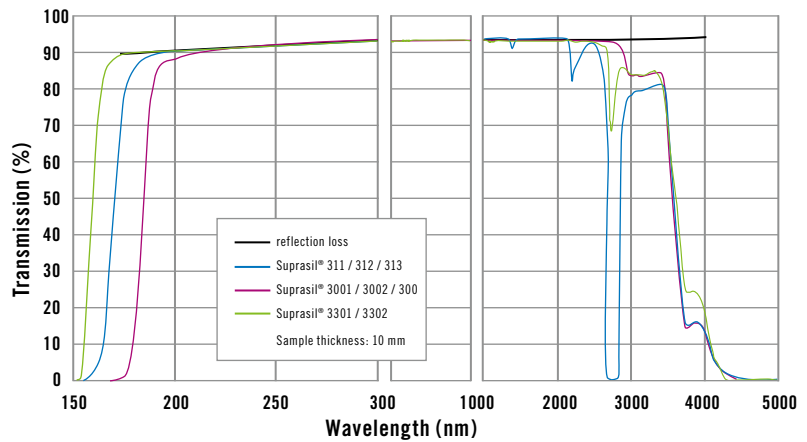
The false colour diagram below shows the typical two-dimensional birefringence distribution.

The sectional view along the diameter shows the birefringence distribution across the plate. One can clearly see the very low value in the center of the plate and the rise close to the edge.

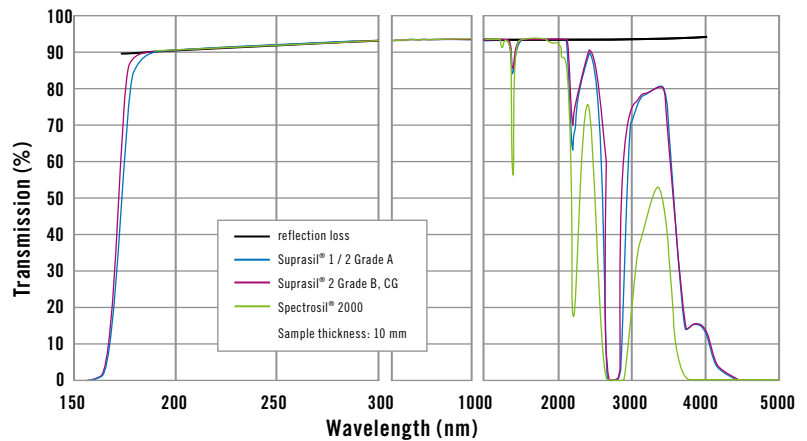


Typical transmission including Fresnel reflection losses $(1-R)^2$

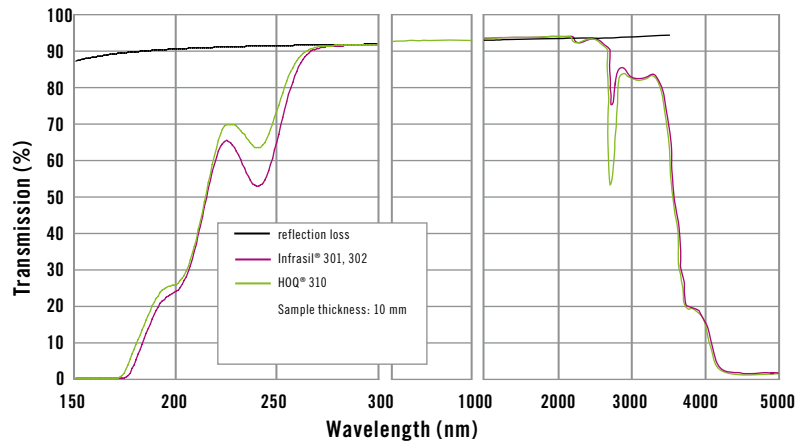
Suprasil® 311, 312, 313
 Suprasil® 3001, 3002, 300
 Suprasil® 3301, 3302



Suprasil® 1, 1 ArF / KrF
 Suprasil® 2 Grade A, 2 ArF / KrF
 Suprasil® 2 Grade B, Suprasil® CG
 Spectrosil® 2000



HQ® 310
 Infrasil® 301, 302



The uppermost curves in the transmission graphs indicate the calculated Fresnel reflection losses for two uncoated surfaces.

Please find our transmission calculator online at www.herae.us/transmission-calculator

Technical Properties

Internal transmission (%)

Values of pure transmissions of a 10 mm thick sample for selected UV-Wavelengths.

Wavelength nm	Suprasil® ArF/ KrF	Suprasil®- family
	- specified -	- typical -
193,4	≥ 99,30	98,50
248,4	≥ 99,80	99,50
266	99,90	99,90

Relative temperature coefficients of the refractive index in 10⁻⁶ K⁻¹

Wave-length nm	Suprasil®-family, Spectrosil®		Infrasil® / HOQ®	
	0...20°C	20...40°C	0...20°C	20...40°C
237,8	14,6	14,9	15,2	15,3
365	11	11,2	11,5	11,6
546,1	9,9	10,1	10,6	10,7
587,6	9,8	10,0	10,5	10,6
643,8	9,6	9,8	10,4	10,5

Abbe constant

$v_d = \frac{n_d - 1}{n_f - n_c}$	67,8
-----------------------------------	------

Birefringence constant @ 633 nm

	Suprasil®-family, Spectrosil	Infrasil® / HOQ®
$\frac{\text{nm}}{\text{cm} \cdot \text{bar}}$	3,54 ± 0,05	3,61 ± 0,05

Refraction index dispersion

Dispersion constants (Sellmeier)

	Suprasil®-family, Spectrosil®	Infrasil® / HOQ®
B1	4,73115591 · 10 ⁻¹	4,76523070 · 10 ⁻¹
B2	6,31038719 · 10 ⁻¹	6,27786368 · 10 ⁻¹
B3	9,06404498 · 10 ⁻¹	8,72274404 · 10 ⁻¹
C1	1,29957170 · 10 ⁻²	2,84888095 · 10 ⁻³
C2	4,12809220 · 10 ⁻³	1,18369052 · 10 ⁻²
C3	9,87685322 · 10 ¹	9,56856012 · 10 ¹

Sellmeier Equation:

$$n^2 - 1 = B_1 \lambda^2 / (\lambda^2 - C_1) + B_2 \lambda^2 / (\lambda^2 - C_2) + B_3 \lambda^2 / (\lambda^2 - C_3)$$

Wavelength λ in μm at 20°C

Typical trace impurities in quartz glass

Impurities	Suprasil®-family, Spectrosil® ppm	Infrasil® / HOQ® ppm
Al = aluminium	≤ 0,010	20
Ca = calcium	≤ 0,015	1
Cr = chrome	≤ 0,001	0,1
Cu = copper	≤ 0,003	0,1
Fe = iron	≤ 0,005	0,8
K = potassium	≤ 0,010	0,8
Li = lithium	≤ 0,001	1
Mg = magnesium	≤ 0,005	0,1
Na = sodium	≤ 0,010	1
Ti = titanium	≤ 0,005	1

Mechanical data		Suprasil®-family, Spectrosil® Infrasil® / HOQ®
Density	g/cm ³	2,20
Mohs-hardness		5,5.....6,5
Micro-hardness	N/mm ²	8600.....9800
Knoop-hardness	N/mm ²	5800.....6200
Modulus of elasticity (at 20°C)	N/mm ²	7,0 · 10 ⁴
Modulus of torsion	N/mm ²	3 · 10 ⁴
Poisson's ratio		0,17
Compressive strength	N/mm ²	1150
Tensile strength	N/mm ²	50
Bending strength	N/mm ²	67
Torsional strength	N/mm ²	30
Sound velocity	m/s	5720

Electrical data		
Resistivity in Ω·m		
20°C		10 ¹⁶
400°C		10 ⁸
800°C		6,3 · 10 ⁴
1200°C		1,3 · 10 ³
Dielectric strength in kV/mm (Layer thickness ≥ 5 mm)		
20°C		40...50
500°C		4...5
Dielectric loss angle (tg δ)		
1kHz		0,0005
1...1000MHz		< 0,001
3 · 10 ⁴ MHz		0,0004
Dielectric constant (ε)		
20°C	0...1 MHz	3,7
23°C	0...1000 MHz	3,80
23°C	3 · 10 ⁴ MHz	3,81

Thermal data		Suprasil®- Family, Spectrosil®	Infrasil®/ HOQ®
Softening temperature	°C	~ 1600	~ 1730
Annealing temperature	°C	~ 1120	~ 1180
strain temperature	°C	~ 1025	~ 1075
Max. working temperature			
continuous	°C	~ 950	~ 1150
short-term	°C	~ 1200	~ 1300
Mean specific heat J/kg · K			
0...100°C		772	
0...500°C		964	
0...900°C		1052	
Heat conductivity W/m · K			
20°C		1,38	
100°C		1,46	
200°C		1,55	
300°C		1,67	
400°C		1,84	
950°C		2,68	
Mean thermal expansion coefficient K⁻¹			
-160...0°C		0	
-50...0°C		2,7 · 10 ⁻⁷	
0...100°C		5,1 · 10 ⁻⁷	
0...200°C		5,8 · 10 ⁻⁷	
0...300°C		5,9 · 10 ⁻⁷	
0...600°C		5,4 · 10 ⁻⁷	
0...900°C		4,8 · 10 ⁻⁷	

Suprasil® is a registered international trademark of Heraeus and is also a trademark of Heraeus in BR, CN, DE, ES, GB, JP and US.

Infrasil® is a registered international trademark of Heraeus and is also a trademark of Heraeus in CN, DE, GB, JP, SE and US.

HOQ® is a registered trademark of Heraeus in the European Union (EU) and in the US.

Spectrosil® is a registered trademark of Heraeus in the European Union (EU).

In the above context, "Heraeus" means Heraeus Holding GmbH or any affiliate of Heraeus Holding GmbH, e.g. Heraeus Quarzglas GmbH & Co KG.

Germany

**Heraeus Quarzglas
GmbH & Co. KG**

Heraeus Conamic
Quarzstr. 8
63450 Hanau
Phone +49 (6181) 35-62 85
Fax +49 (6181) 35-62 70
conamic.optics.eu@
heraeus.com

China

Heraeus (China) Investment Co., Ltd.

Heraeus Conamic
Building 5,
No. 406 Guilin Road,
Xuhui District, Shanghai 200233
Phone +86 (21) 3357 5173
Fax +86 (21) 3357 5230
conamic.optics.cn@
heraeus.com

USA

**Heraeus Quartz
North America LLC**

Heraeus Conamic
100 Heraeus Blvd.
30518 Buford, Georgia
Phone +1 (678) 714-4351
conamic.optics.us@
heraeus.com

www.optics.heraeus-conamic.com