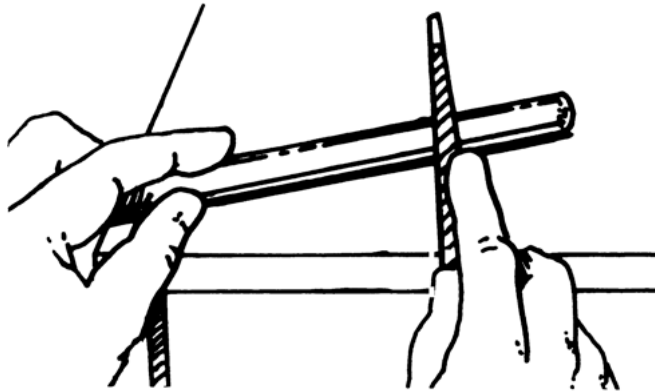
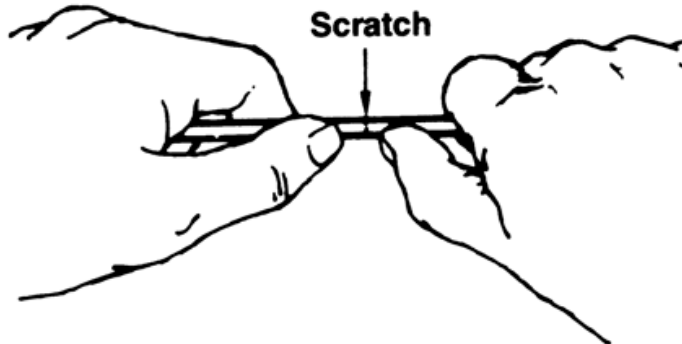


# HOW TO SNAP CUT GLASS TUBING AND ROD

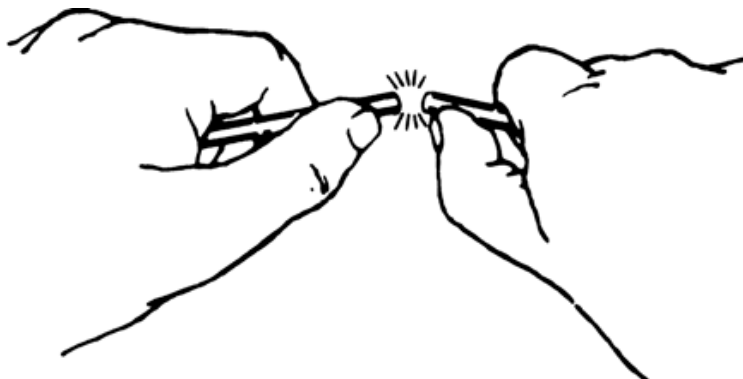
- **ALWAYS WEAR EYE PROTECTION.**
- Score the glass only once, firmly. Multiple score lines will usually result in jagged breaks.
- Use a hardened triangular file, or a special tungsten carbide or diamond-edged scoring blade. Glass is very hard, and will only snap cleanly with a sharp score line.
- Wipe score line with tip of wet cotton Q-tips® swab. (optional)
- Place your thumbs opposite the scratch and apply pressure.



Score the tube once with a triangular file.



Turn the scratch away from your body placing your thumbs opposite the scratch.



Push your thumbs away from you. The glass tube should break cleanly at the scratch.